

NATIONAL SOUTH AFRICAN PRICE INFORMATION FOR WEEK 45

From 2023/11/06 To 2023/11/12

Class Units Avg Mass Avg Purch Avg Selling Selling Min Selling Max
CATTLE Weighted 20%

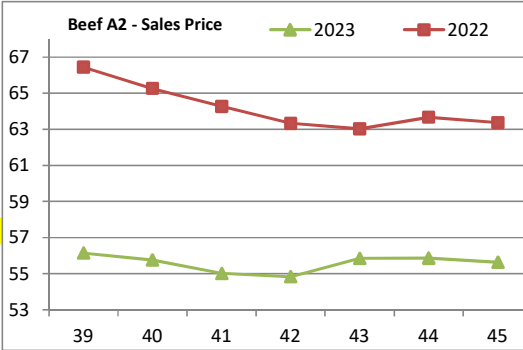
Class	Units	Avg Mass	Avg Purch	Avg Selling	Selling Min	Selling Max
A2	8966	273,03	53,90	55,64	53,89	58,45
A3	1102	296,62	53,55	54,10	52,53	54,99
AB2	708	289,80	51,96	52,69	49,29	54,52
AB3	98	312,36	52,15	52,57	50,17	54,73
B2	217	283,36	48,02	48,78	45,71	54,50
B3	62	306,06	49,12	49,69	46,45	54,50
C2	534	271,25	46,04	47,45	43,77	49,91
C3	199	298,30	47,23	48,40	45,03	51,50

Hide Feedlot	Weighted	2,69
Hide Field	Average	2,57
Dorper	ea	35,71
Merino	ea	45,33

11 886

Class Units Avg Mass Avg Purch Avg Selling Selling Min Selling Max
LAMB/SHEEP Weighted 20%

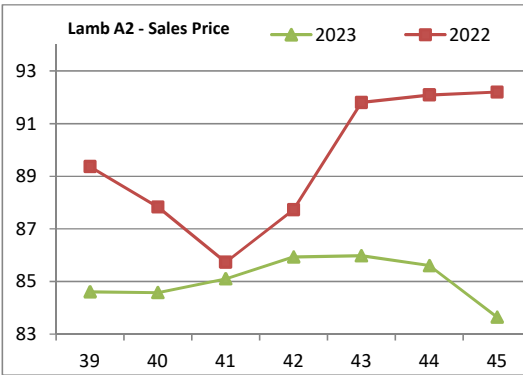
Class	Units	Avg Mass	Avg Purch	Avg Selling	Selling Min	Selling Max
A0	72	12,06	59,10	68,47	59,61	72,76
A1	664	15,20	81,28	80,06	77,90	83,05
A2	13029	20,08	83,39	83,64	82,54	85,25
A3	1317	22,43	82,47	82,27	80,23	85,20
A4	175	22,46	73,39	72,97	70,16	79,22
A5	22	20,73	59,96	61,42	60,80	63,52
A6	24	20,31	61,12	65,55	63,34	69,60
AB2	130	20,95	72,11	75,31	66,99	85,00
AB3	38	22,17	74,53	74,89	65,15	85,50
B2	129	23,86	64,80	70,40	62,20	74,98
B3	24	24,75	65,08	67,09	62,44	69,60
C2	1048	22,32	60,51	64,70	62,76	65,57
C3	168	28,42	61,93	64,58	63,01	65,52



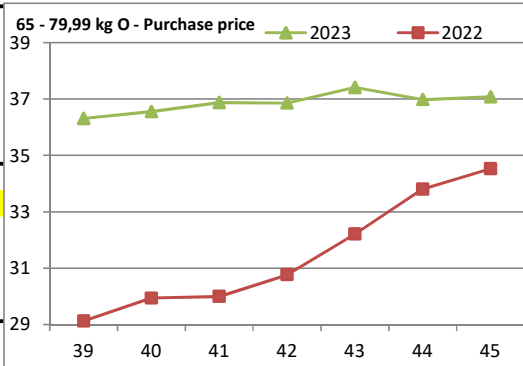
16 840

Class Units Avg Mass Avg Purch Purch Min Purch Max
PIGS Weighted 20%

Class	Units	Avg Mass	Avg Purch	Purch Min	Purch Max
P	1006	49,89	38,96	34,56	42,22
O	44	52,89	37,95	32,08	40,25
R	5	48,54	30,05	28,14	37,00
C	1	41,10	25,20	25,20	25,20
U	1	59,60	31,00	31,00	31,00



P	948	61,90	37,07	36,06	37,82
O	82	62,13	36,49	35,13	37,44
R	5	62,68	33,37	29,50	37,00
C					
U					
S					



P	10530	79,54	37,54	36,32	39,47
O	3731	83,85	37,08	35,69	38,65
R	411	85,05	36,27	35,25	37,91
C	43	87,72	32,66	26,25	34,44
U	4	84,28	32,78	31,00	33,50
S	6	73,07	30,24	30,24	30,24

P	6427	87,39	36,95	35,76	37,70
O	4374	91,08	36,52	35,39	37,74
R	504	92,05	35,91	34,42	37,90
C	64	92,33	30,66	22,69	35,62
U	3	92,67	31,60	31,00	32,80
S	59	102,77	34,32	33,54	34,50

SAU	1533	118,41	32,09	27,26	35,08
------------	------	--------	-------	-------	-------

29 781

THIS INFORMATION IS PROTECTED AGAINST COPYING OR DISTRIBUTION WITHOUT PRIOR PERMISSION FROM THE RMAA BOARD.

FOR ENQUIRIES, PLEASE CONTACT RMAA AT TEL (012) 349 1237/8 or info@rmaa.co.za

Disclaimer: In no event shall the RMAA be liable for any direct, special, indirect or consequential damages, or any other damages of any kind, including but not limited to loss of use, loss of profits, or loss of data, whether in an action in contract, tort (including but not limited to negligence), or otherwise, arising out of or in any way connected with the use of this information. While the RMAA takes great care in compiling the contents of this page, it is nevertheless only meant to provide non-binding general information and cannot replace detailed individual advice to help the prospective buyer make his decision. The RMAA does not guarantee that the information on these pages is up-to-date, accurate and complete.